

How To Join Event

- Click on the button provided on the conference platform beside the Mentoring Circles session.
- Click **Join Event Now** once you're on the Remo platform.
- If you have not joined a Remo event before, you will be prompted to create an account.
- If you have previously joined a Remo event, a window appears to enter your email address and password.

Make sure you join early to set give yourself enough time to set up your account.



Check settings for camera, mic and speakers here.

Floor

9	10
7	8
5	6
3	4
1	2

Need help?



Present |
 Cam Off |
 Mic Off |
 Chat |
 Share Screen |
 More



1
00:00:00




Lunch Meet & Greet

Networking Roundtables



Click here to upload or change your profile picture.



Floor

9	10
7	8
5	6
3	4
1	2

Left top table

Left bottom table

First table	Second table	Third table	Fourth table	Fifth table
Sixth table	Seventh table	Eighth table	Ninth table	Tenth table
Eleventh table	Twelfth table	Thirteenth table	Fourteenth table	Fifteenth table

Right top table

Right bottom table



Present | Cam Off | Mic Off | Chat | Share Screen | More



Crystal Harkless

Edit Profile



Click here to complete your profile. You can connect your calendar, website, Facebook or LinkedIn accounts.

Headline

Business Development Director

Company

Diversity Woman


Job Title

Business Development


Personal Links




Company Profile



Left top table



Left bottom table




First table




Second table



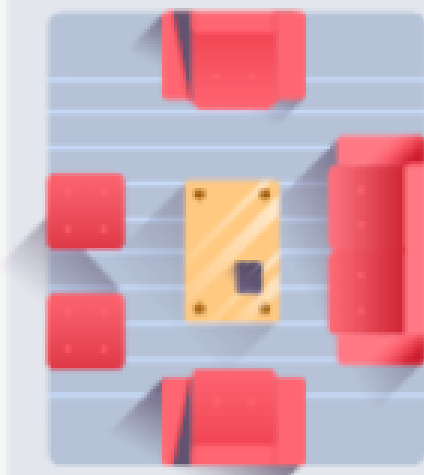
Third table



Fourth table



Fifth table



Right top table




Sixth table



Seventh table




Eighth table



Ninth table




Tenth table



Right bottom table



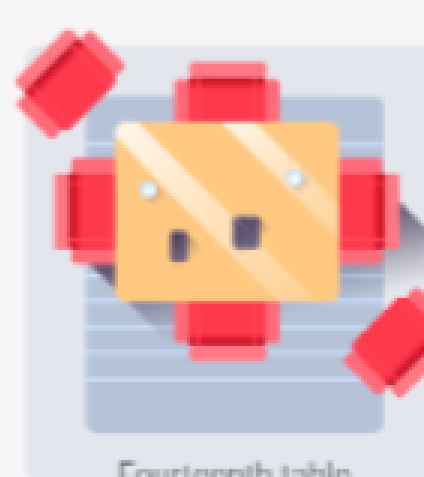
Eleventh table



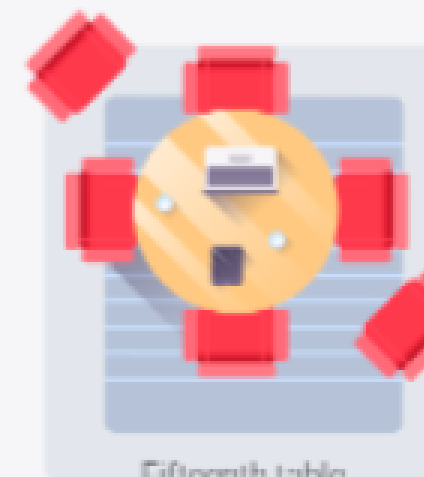
Twelfth table



Thirteenth table



Fourteenth table



Fifteenth table

Double click on a table to move from one table to another.



Present



Cam Off



Mic Off



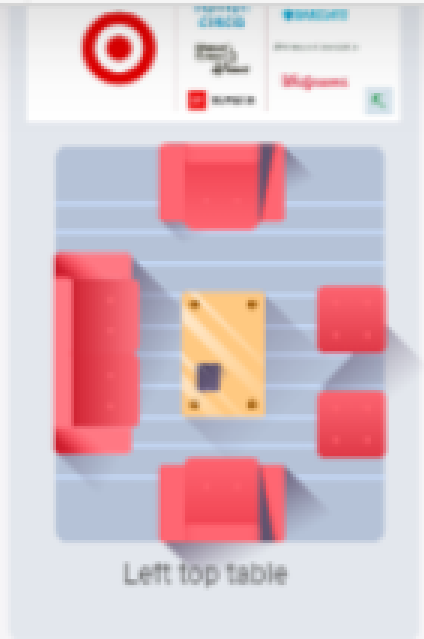
Chat




Share Screen




More



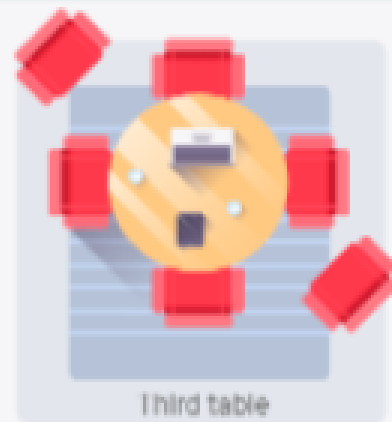
Left top table




First table



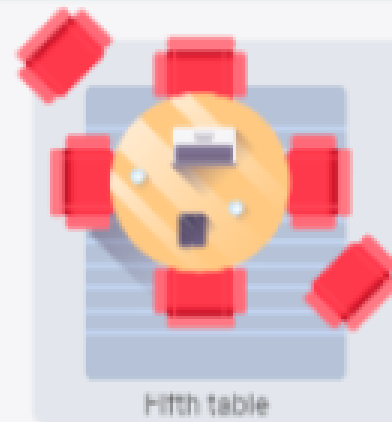
Second table



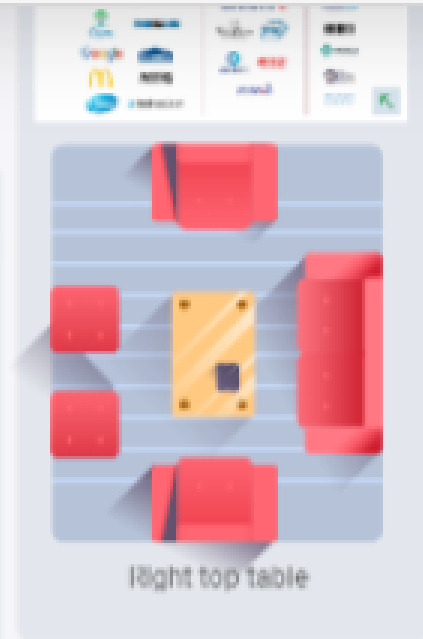
Third table



Fourth table




Fifth table



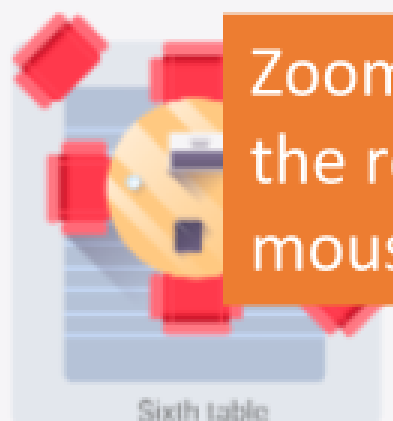
Right top table

Zoom in and out of the room with your mouse wheel.

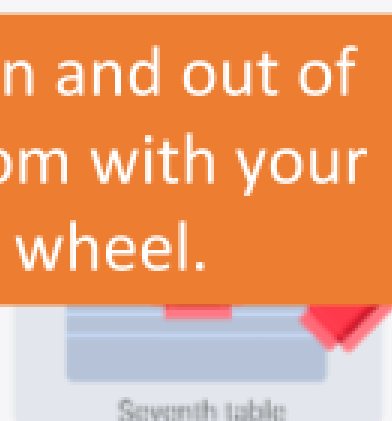
Hold down the left mouse button and move the mouse to pan around the room.




Left bottom table



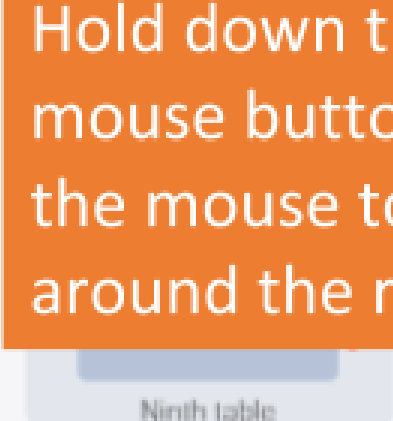
Sixth table



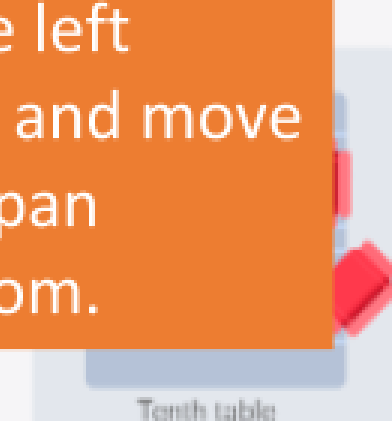
Seventh table



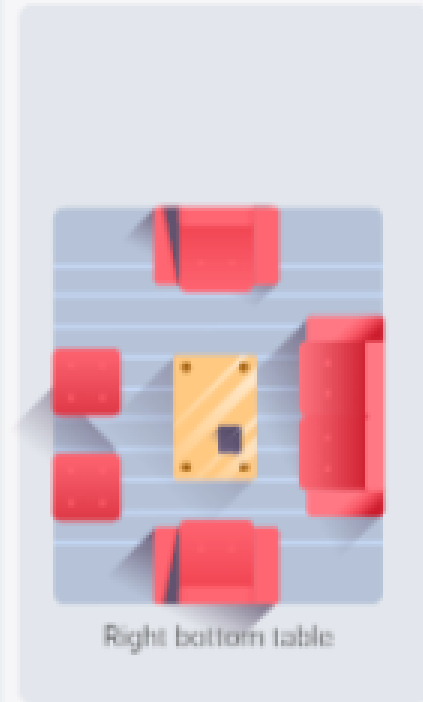
Eighth table



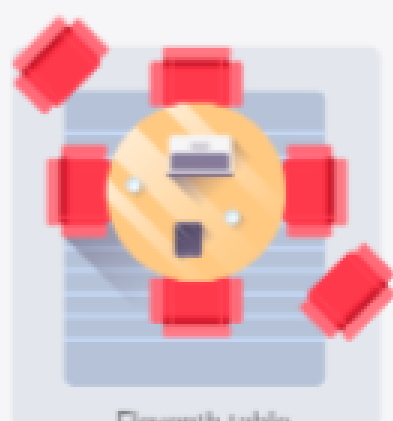
Ninth table




Tenth table



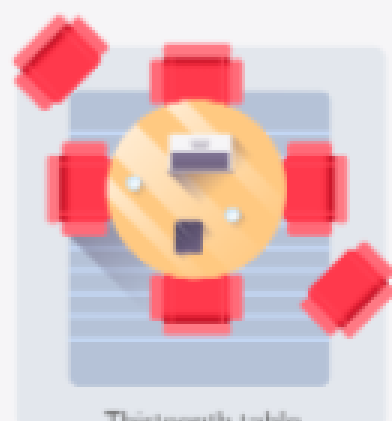
Right bottom table



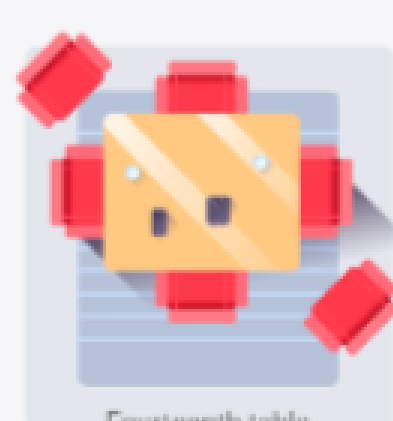
Eleventh table



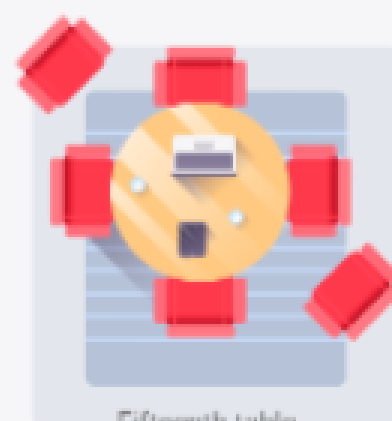
Twelfth table



Thirteenth table



Fourteenth table



Fifteenth table



Present



Cam Off



Mic Off



Chat



Share Screen




More



1
00:00:00



Virtual Networking Reception




Welcome!




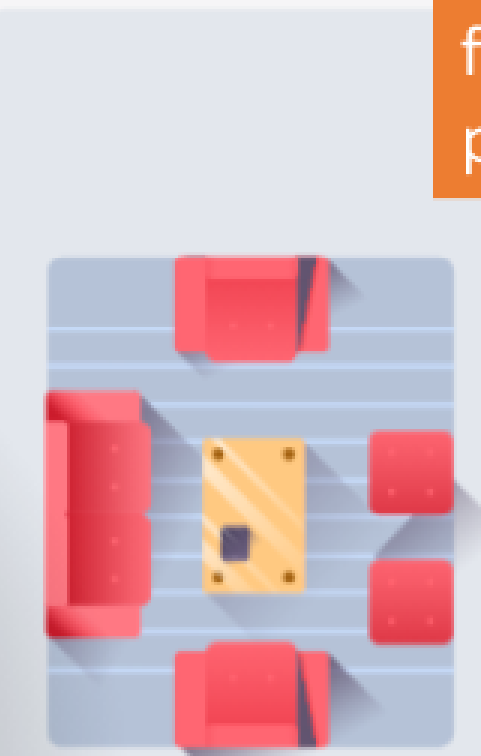

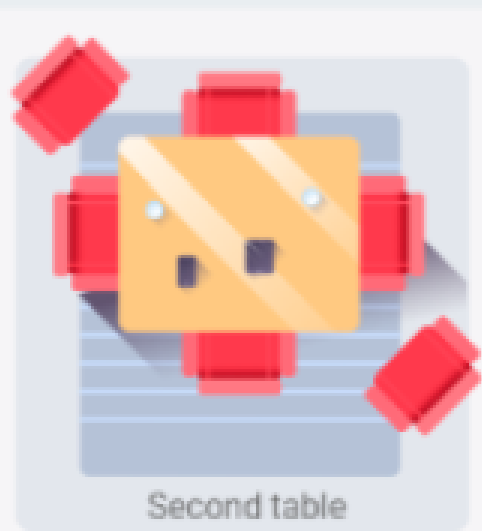
- We will end promptly at 12:40pm so you can log back on to vFairs for the breakout sessions. Enjoy Networking!

Floor

9	10
7	8
5	6
3	4
1	2



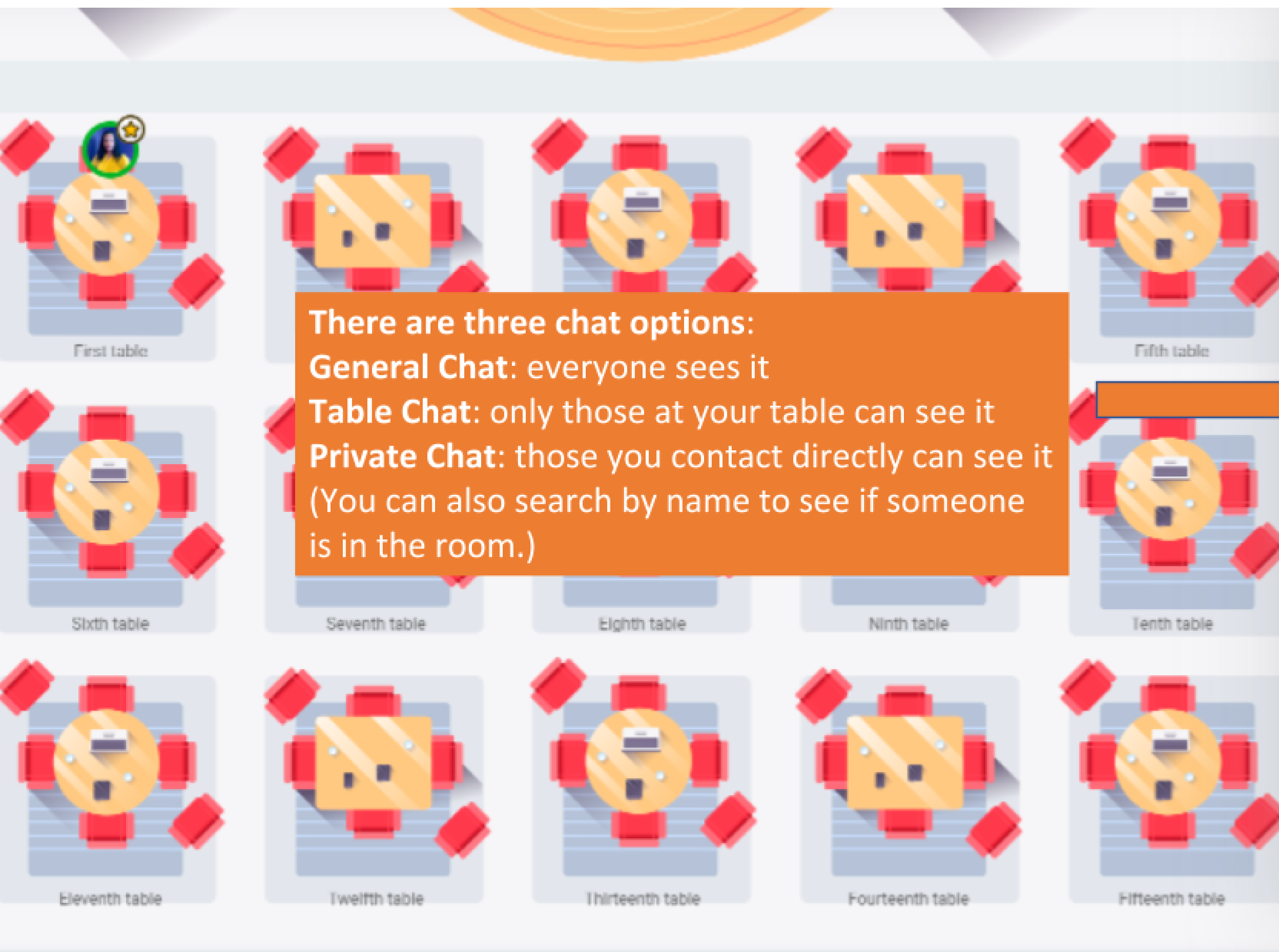
Click here to visit other floors. Additional floors will be added as each floor reaches full capacity. (100 people per floor)



Need help?



Present |
 Cam Off |
 Mic Off |
 Chat |
 Share Screen |
 More



There are three chat options:
General Chat: everyone sees it
Table Chat: only those at your table can see it
Private Chat: those you contact directly can see it
(You can also search by name to see if someone is in the room.)

Messages

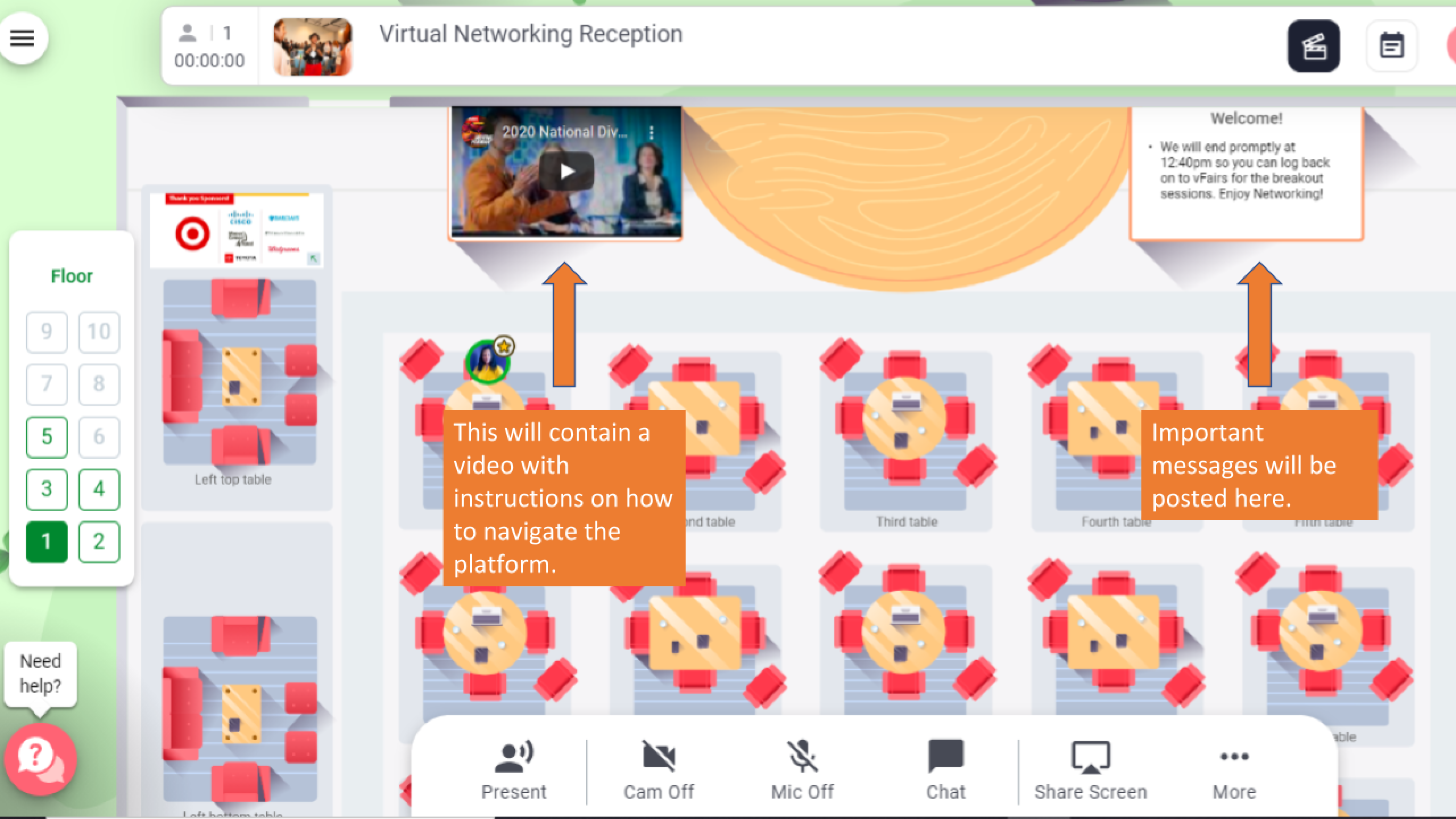
Search by name...

PUBLIC CHAT

- G** General Chat
- 🕒** Table Chat: First table

PRIVATE CHAT

Present | Cam Off | Mic Off | **Chat** | Share Screen | More



1
00:00:00

Virtual Networking Reception

Welcome!

- We will end promptly at 12:40pm so you can log back on to vFairs for the breakout sessions. Enjoy Networking!



Floor

9	10
7	8
5	6
3	4
1	2

Need help?

This will contain a video with instructions on how to navigate the platform.

Important messages will be posted here.

Present

Cam Off

Mic Off

Chat

Share Screen

More




1
00:00:00



Lunch Meet & Greet
Networking Roundtables

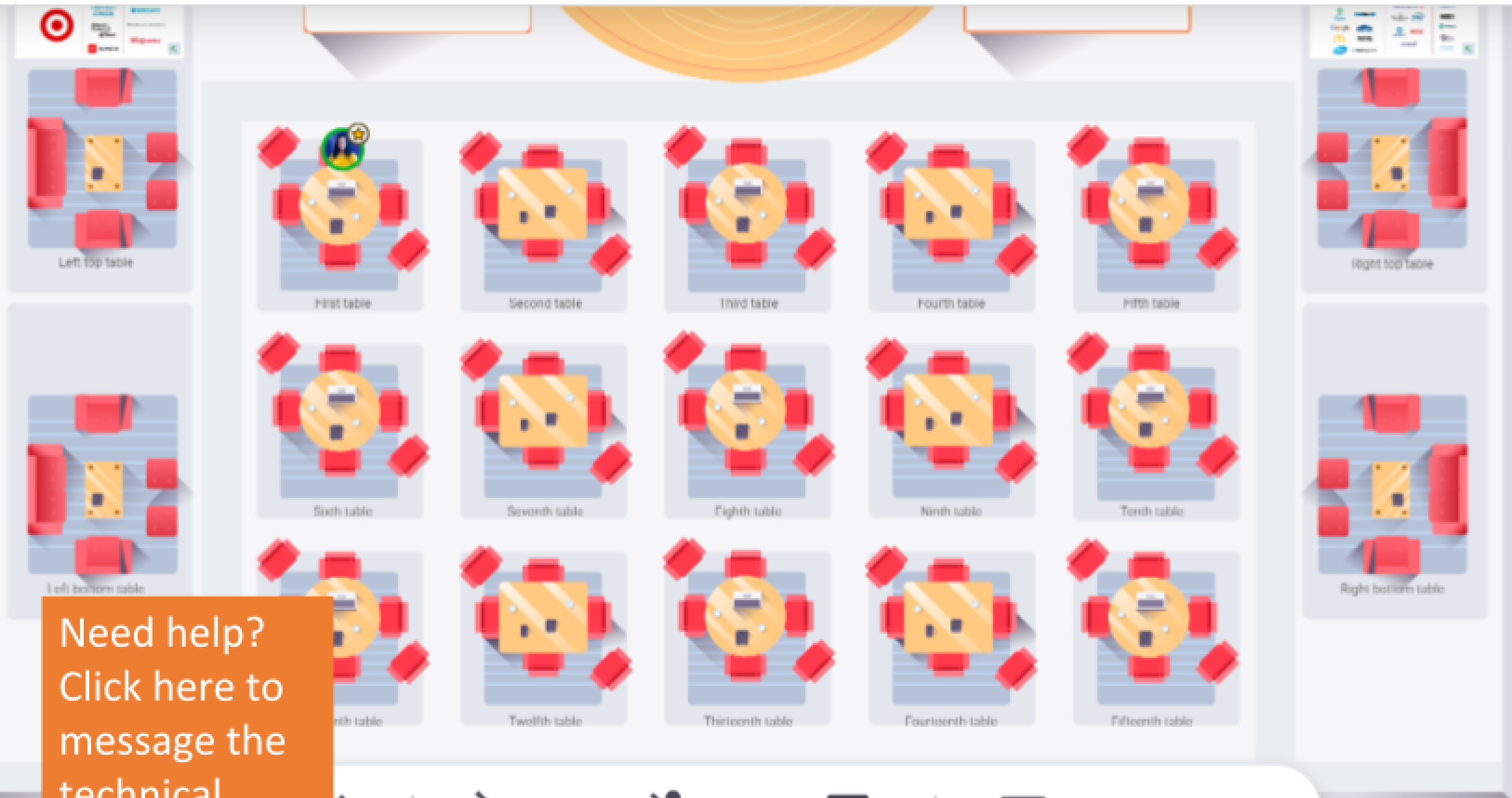


Remo



Floor

9	10
7	8
5	6
3	4
1	2



Need help?



Need help?
Click here to
message the
technical
support team.



Tech Tips

- Remo works on desktops, laptops, and mobile phones. (Tablets are not supported at this time.)
- Make sure your operating system is updated to the latest version.
- On desktops and laptops, Remo is compatible with macOS and Windows 10.
- On smartphones, Remo is compatible with iOS and Android.
- On Mac desktops and laptops, Remo is compatible with the following browsers: Chrome • Safari • Firefox
- On Windows 10 desktops and laptops, Remo is compatible with the following browsers: • Chrome • Firefox